

# College Financial Information

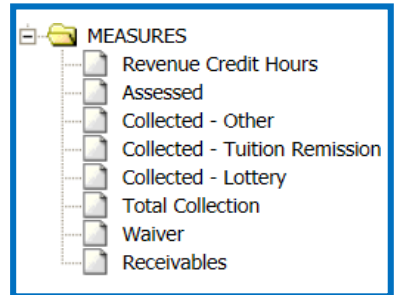
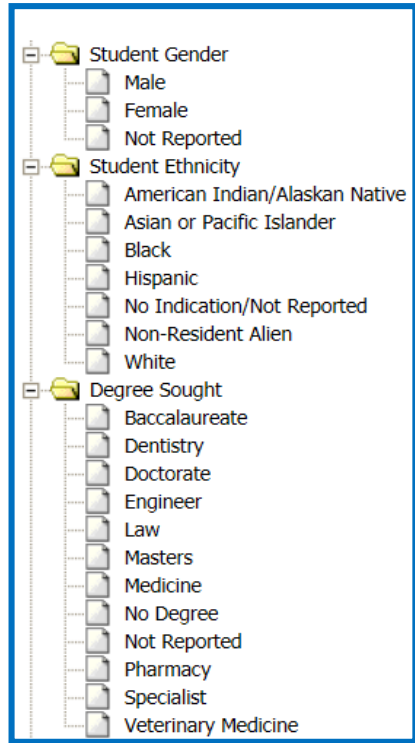
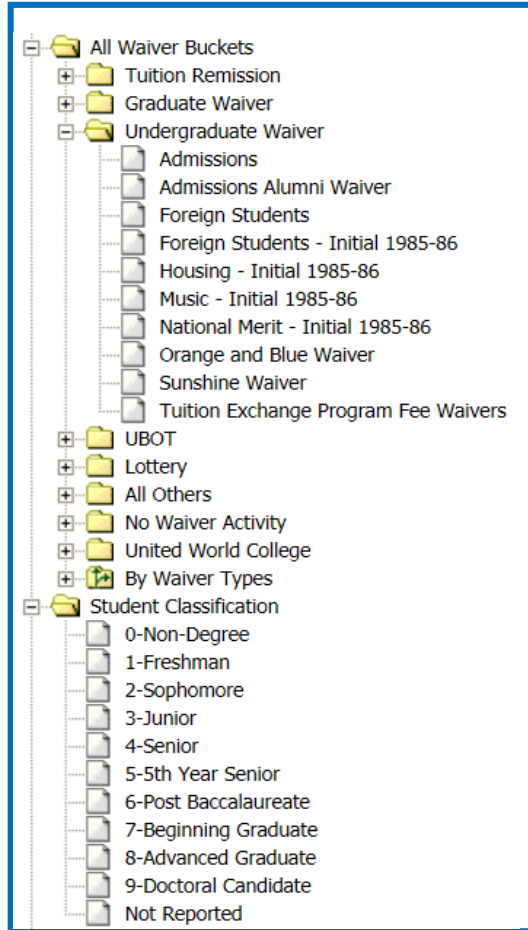
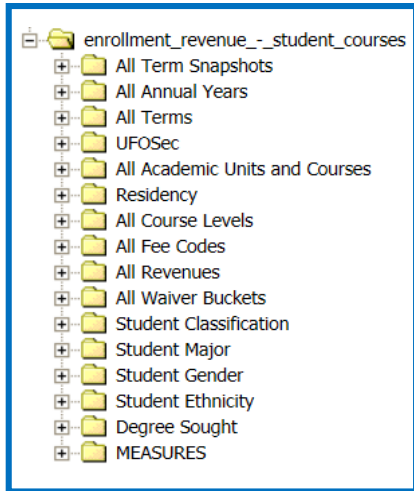
---

***Prepared for Faculty Senate Budget Council  
Presented By Greg DuBois and Julie Wang***

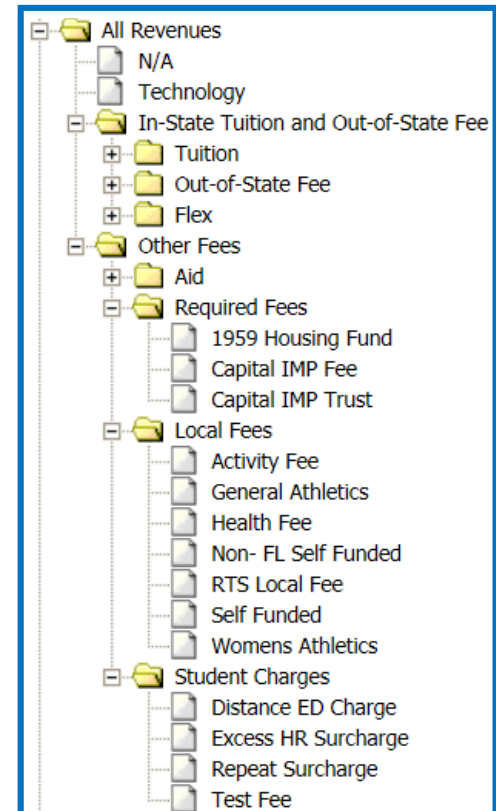
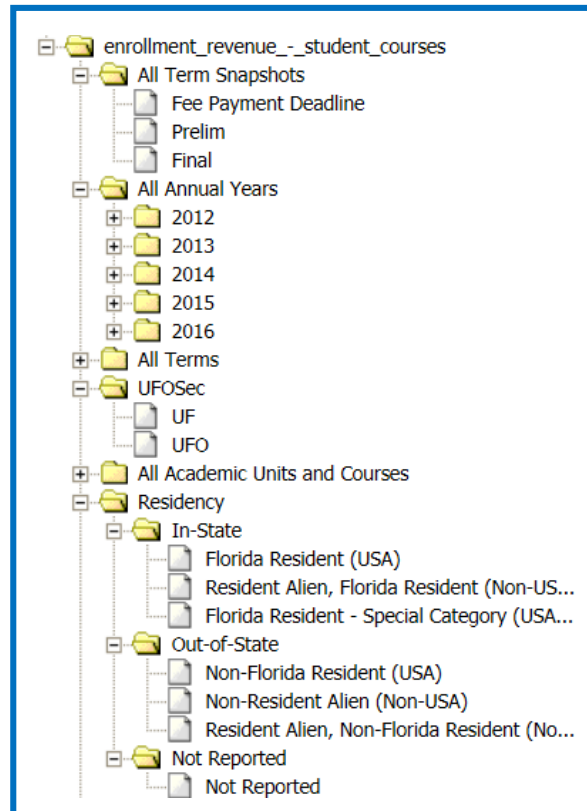
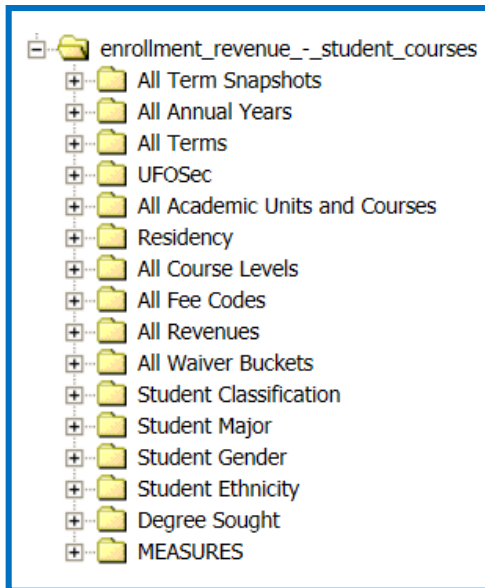
# Enrollment Revenue Cube

- Tuition Revenue by
  - Years/Terms, College/Department/Course, Residency, Course Level, Major, Gender, Ethnicity
- Measures
  - Assessed
  - Collected
  - Waived
  - Receivable

# Many Ways to Look at Data



# Many Ways to Look at Data



# University Total Collected Tuition in FY2015 – By College and By Teaching

[Final](#) ▲ [2015](#) ▼ [All Terms](#) ▼ [UF](#) ▲ [All Academic Units and Courses](#) ▼ [Residency](#) ▼ [All Course Levels](#) ▼ [All Fee Codes](#) ▼  
[In-State Tuition and Out-of-State Fee](#) ▼ [All Waiver Buckets](#) ▼ [Student Classification](#) ▼  
[Student Major](#) ▼ [Student Gender](#) ▼ [Student Ethnicity](#) ▼ [Degree Sought](#) ▼ [Total Collection](#) ▲

Total Collection as values	<a href="#">2014/May</a>	<a href="#">2014/June</a>	<a href="#">2014/Aug</a>	<a href="#">2015/Jan</a>
	<a href="#">Summer AC</a>	<a href="#">Summer B</a>	<a href="#">Fall</a>	<a href="#">Spring</a>
	<a href="#">Final</a>	<a href="#">Final</a>	<a href="#">Final</a>	<a href="#">Final</a>
	<a href="#">Total Collection</a>	<a href="#">Total Collection</a>	<a href="#">Total Collection</a>	<a href="#">Total Collection</a>
<a href="#">Agricultural and Life Sciences</a>	\$2,271,855.31	\$948,498.99	\$9,638,239.14	\$10,464,849.40
<a href="#">Business Administration</a>	\$2,123,883.39	\$690,638.36	\$13,375,766.94	\$12,630,736.96
<a href="#">Centers &amp; Institutes</a>	\$4,482.25	\$0.00	\$168,780.04	\$179,069.53
<a href="#">Dentistry</a>	\$112,921.71	\$42,659.84	\$6,408,651.17	\$6,377,538.45
<a href="#">Design, Construction &amp; Planning</a>	\$259,797.31	\$323,604.63	\$3,604,620.85	\$3,468,554.47
<a href="#">Education</a>	\$2,426,853.63	\$328,626.93	\$5,485,657.75	\$5,553,651.97
<a href="#">Engineering</a>	\$3,455,821.09	\$203,913.70	\$19,775,156.03	\$18,052,259.88
<a href="#">Fine Arts</a>	\$483,821.65	\$430,539.17	\$2,871,237.28	\$3,081,586.33
<a href="#">Health &amp; Human Performance</a>	\$833,281.46	\$466,055.56	\$3,883,810.43	\$4,251,432.42
<a href="#">Journalism &amp; Communications</a>	\$606,210.45	\$221,203.45	\$3,370,429.08	\$3,166,785.53
<a href="#">Law</a>	\$1,183,321.73	\$42,975.50	\$9,983,616.13	\$9,453,573.65
<a href="#">Liberal Arts &amp; Sciences</a>	\$4,885,382.57	\$4,151,949.20	\$36,170,014.64	\$32,485,708.02
<a href="#">Medicine</a>	\$1,123,830.66	\$710,973.25	\$11,400,907.32	\$11,138,264.49
<a href="#">Military Science</a>	\$2,869.02	\$3,482.71	\$126,208.46	\$133,919.31
<a href="#">Nursing</a>	\$897,072.31	\$47,763.78	\$1,980,734.21	\$2,081,661.08
<a href="#">Pharmacy</a>	\$118,739.97	\$4,038.57	\$11,517,500.53	\$11,455,263.12
<a href="#">Public Health &amp; Health Professions</a>	\$1,590,662.61	\$66,369.58	\$5,468,414.61	\$4,775,281.10
<a href="#">PHHP-COM Integrated Programs</a>	\$49,488.62	\$0.00	\$229,409.50	\$216,240.57
<a href="#">Veterinary Medicine</a>	\$130,964.37	\$7,863.11	\$4,587,942.03	\$4,623,207.01
<b>All Academic Units and Courses</b>	<b>\$22,561,260.11</b>	<b>\$8,691,156.33</b>	<b>\$150,047,096.14</b>	<b>\$143,589,583.29</b>

Click college name to drill down to total college tuition by department

# University Total Collected Tuition in FY2015 – By Level and By Residency

Select a college or a department to see the same information for the college or the department

Final ▲ 2015 ▼ All Terms ▼ UF ▲ All Academic Units and Courses ▼ Residency ▼ All Course Levels ▼ All Fee Codes ▼ In-State Tuition and Out-of-State Fee ▼ All Waiver Buckets ▼ Student Classification ▼  
 Student Major ▼ Student Gender ▼ Student Ethnicity ▼ Degree Sought ▼ Total Collection ▲

Total Collection as values		In-State			Out-of-State			Residency	
		Tuition	Flex	In-State Tuition and Out-of-State Fee	Tuition	Out-of-State Fee	Flex		In-State Tuition and Out-of-State Fee
Undergraduate	Lower	\$49,470,684.66	\$633.51	\$49,471,318.17	\$3,301,442.73	\$13,523,681.98	\$76,871.79	\$16,901,996.50	\$66,373,314.67
	Upper	\$69,022,465.65	\$0.00	\$69,022,465.65	\$3,338,991.03	\$12,111,936.54	\$69,045.43	\$15,519,973.00	\$84,542,438.65
	Undergraduate	\$118,493,150.31	\$633.51	\$118,493,783.82	\$6,640,433.76	\$25,635,618.52	\$145,917.22	\$32,421,969.50	\$150,915,753.32
Graduate	Grad 1	\$25,013,518.73	\$899,742.30	\$25,913,261.03	\$15,902,532.51	\$18,381,774.24	\$341,681.39	\$34,625,988.14	\$60,539,249.17
	Grad 2	\$52,975,489.02	\$2,497,996.85	\$55,473,485.87	\$15,210,224.84	\$4,347,346.50	\$243,475.29	\$19,801,046.63	\$75,274,532.50
	Professional	\$35,928,944.82	\$1,772,933.15	\$37,701,877.97	\$252,522.11	\$186,375.70	\$18,785.10	\$457,682.91	\$38,159,560.88
	Graduate	\$113,917,952.57	\$5,170,672.30	\$119,088,624.87	\$31,365,279.46	\$22,915,496.44	\$603,941.78	\$54,884,717.68	\$173,973,342.55
All Course Levels		\$232,411,102.88	\$5,171,305.81	\$237,582,408.69	\$38,005,713.22	\$48,551,114.96	\$749,859.00	\$87,306,687.18	\$324,889,095.87

\* Flex column include a small amount of out of state flex fee.

# Go To – <http://ir.aa.ufl.edu>



Office of Institutional Planning  
and Research

UNIVERSITY of FLORIDA

Search This Site



UF Facts ▾

Rankings ▾

Surveys ▾

Data Applications ▾

Reports ▾

About ▾

# Questions?

- Contact:
  - Greg Dubois, Assistant VP of Finance and Planning, [gdubois@ufl.edu](mailto:gdubois@ufl.edu)
  - Julie Wang, Assistant Director University Budgets, [wangj@ufl.edu](mailto:wangj@ufl.edu)